

FINANCIAL VARIANCE REPORT - DECEMBER
WhiteStone: A Masonic & Eastern Star Community

SUMMARY OPERATING RESULTS:	December		December		YTD		YTD	
	Budget	Actual	Variance	Budget	Actual	Variance	Budget	Actual
Total Operating Revenue	1,688,069.41	2,258,942.88	570,873.47	17,607,057.65	16,930,485.79	-676,571.86	17,607,057.65	16,930,485.79
Total Operating Expense	1,849,930.73	1,778,241.00	71,689.73	19,223,391.32	18,209,031.77	1,014,359.55	19,223,391.32	18,209,031.77
Net Operating Income	-161,861.32	480,701.88	642,563.20	-1,616,333.67	-1,278,545.98	337,787.69	-1,616,333.67	-1,278,545.98
Total Other Income	228,625.00	765,647.18	537,022.18	2,643,000.00	4,763,237.75	2,120,237.75	2,643,000.00	4,763,237.75
Total Other Expenses	610,174.00	2,649,377.54	-2,039,203.54	3,831,585.50	5,353,339.14	-1,521,753.64	3,831,585.50	5,353,339.14
Net Income/(Loss)	-543,410.32	-1,403,028.48	-859,618.16	-2,804,919.17	-1,868,647.37	936,271.80	-2,804,919.17	-1,868,647.37

Operating Revenue								
Total Independent Living Revenue	585,289.00	645,080.00	59,791.00	6,125,417.50	6,550,252.58	424,835.08	6,125,417.50	6,550,252.58
Total Health Center Revenue	832,988.05	742,485.75	-90,502.30	8,241,806.48	7,417,423.43	-824,383.05	8,241,806.48	7,417,423.43
Total Assisted Living - Revenue	0	45,839.92	45,839.92	0	59,414.83	59,414.83	0	59,414.83
Total Assisted Living - Dementia	214,907.26	3,643.55	-211,263.71	1,477,414.09	127,960.34	-1,349,453.75	1,477,414.09	127,960.34
Total Home Health Revenue	23,812.47	6,764.87	-17,047.60	287,738.34	198,066.29	-89,672.05	287,738.34	198,066.29
Total Other Operating Revenue	31,072.63	815,128.79	784,056.16	1,474,681.24	2,577,368.32	1,102,687.08	1,474,681.24	2,577,368.32
Total Operating Revenue	1,688,069.41	2,258,942.88	570,873.47	17,607,057.65	16,930,485.79	-676,571.86	17,607,057.65	16,930,485.79

Operating Revenue - HC [CWC]	832,988.05	742,485.75	-90,502.30	8,241,806.48	7,417,423.43	-824,383.05	8,241,806.48	7,417,423.43
Operating Revenue -- AL [Assisted Living]	214,907.26	3,643.55	-211,263.71	1,477,414.09	127,960.34	-1,349,453.75	1,477,414.09	127,960.34
Total Health Center Revenue:	1,047,895.31	746,129.30	-301,766.01	9,719,220.57	7,545,383.77	-2,173,836.80	9,719,220.57	7,545,383.77

OCCUPANCY [BY CARE SETTING]		December		December		YTD		YTD	
		Budget	Actual	Variance	Budget	Actual	Variance	Budget	Actual
Occupancy - All Care Settings:		232.0	259.9	27.9	212.9	222.1	9.2	212.9	222.1
Occupancy - Independent Living:		154.0	175.9	21.9	150.4	157.3	6.9	150.4	157.3
Occupancy - Assisted Living:		-	6.5	6.5	0.0	4.2	4.2	0.0	4.2
Occupancy - Health Center:		78.0	77.5	(0.5)	62.5	60.6	(1.9)	62.5	60.6
OCCUPANCY [BY PAYOR TYPE]		December		December		YTD		YTD	
		Budget	Actual	Variance	Budget	Actual	Variance	Budget	Actual
HC Total Occupancy:		78.0	77.5	(0.5)	62.5	60.6	(1.9)	62.5	60.6
HC [Medicare A]:		12.0	6.9	(5.1)	7.4	6.1	(1.3)	7.4	6.1
HC [HMO/Managed Care]:		16.0	17.3	1.3	10.4	9.9	(0.5)	10.4	9.9
HC [Medicaid]:		20.0	14.3	(5.7)	19.8	14.5	(5.3)	19.8	14.5
HC [Private Pay]:		30.0	39	9.0	24.9	30.1	5.2	24.9	30.1

SUMMARY OPERATING RESULTS:	December	December	December	YTD	YTD	YTD
	Budget	Actual	Variance	Budget	Actual	Variance
Operating Expense						
Total General and Administrative Expense	342,234.18	372,025.99	-29,791.81	3,683,209.90	3,662,976.43	20,233.47
Total Plant Expenses	275,921.55	240,243.03	35,678.52	2,747,553.28	2,574,005.73	173,547.55
Total Environmental Service Expense	103,995.78	72,165.33	31,830.45	1,101,266.31	988,840.23	112,426.08
Total Food & Beverage Service Expense	325,917.97	316,183.53	9,734.44	3,509,657.87	3,151,397.01	358,260.86
Total Resident Services Expense	27,574.43	24,921.14	2,653.29	326,326.49	276,058.57	50,267.92
Total Health Center Expense	602,580.59	719,258.92	-116,678.33	6,114,570.07	6,846,007.21	-731,437.14
Total Assisted Living Expense	0	1,387.93	-1,387.93	0	1,446.93	-1,446.93
Total Assisted Living - Dementia Expense	109,665.05	1,879.48	107,785.57	1,008,685.09	131,864.15	876,820.94
Total Community Home Health Expense	62,041.18	30,175.65	31,865.53	732,122.31	576,435.51	155,686.80
Total Operating Expense	1,849,930.73	1,778,241.00	71,689.73	19,223,391.32	18,209,031.77	1,014,359.55

DEPARTMENTAL OVERVIEWS:						
General & Administrative						
Total Wages	93,729.14	100,786.35	-7,057.21	1,104,083.66	942,959.49	161,124.17
Total Benefits and Taxes	16,800.29	29,455.63	-12,655.34	199,942.70	251,663.07	-51,720.37
Total Other Expenses	231,704.75	241,784.01	-10,079.26	2,379,183.54	2,467,617.58	-88,434.04
Total General and Administrative Expense	342,234.18	372,025.99	-29,791.81	3,683,209.90	3,662,976.43	20,233.47

Commentary: Exceeded budget in the following expense accounts: Consultants (6,942) for LCS Reliance Building Support not budgeted, Property Insurance (20,005) with the addition of the new buildings, and Mgt. Fees (21,133), a result of a budgeting error that has been noted previously.

Plant						
Total Wages	70,440.99	53,075.07	17,365.92	786,876.75	691,011.81	95,864.94
Total Benefits and Taxes	12,900.37	14,314.44	-1,414.07	148,963.30	160,431.44	-11,468.14
Total Non-Utility Other Expenses	92,958.54	96,289.42	-3,330.88	1,011,994.50	1,020,814.57	-8,820.07
Total Utilities	99,621.65	76,564.10	23,057.55	799,718.73	701,747.91	97,970.82
Total Other Expenses	192,580.19	172,853.52	19,726.67	1,811,713.23	1,722,562.48	89,150.75
Total Plant Expenses	275,921.55	240,243.03	35,678.52	2,747,553.28	2,574,005.73	173,547.55

Commentary: Overall under budget but exceeded budget in Apartment Turnover account (12,847), M&R Other (3,476) for shower seat replacement in CWC 200 from Dept. of Health inspection, M&R Equipment (5,142) for filters and other misc. supplies, and M&R Grounds (2,886) for grading at Gay Terrace to prevent further flooding of villa homes.

SUMMARY OPERATING RESULTS:				December	December	December	YTD	YTD	YTD	
				Budget	Actual	Variance	Budget	Actual	Variance	
Environmental Services										
Total Wages	76,976.56	45,390.40	31,586.16	800,882.42	664,350.43	136,531.99				
Total Benefits and Taxes	15,263.09	16,642.67	-1,379.58	170,865.96	176,828.52	-5,962.56				
Total Other Expenses:	11,756.13	10,132.26	1,623.87	129,517.93	147,661.28	-18,143.35				
Total Environmental Service Expense	103,995.78	72,165.33	31,830.45	1,101,266.31	988,840.23	112,426.08				

Food Service										
Total Wages	158,087.50	168,761.56	-10,674.06	1,781,769.92	1,622,884.30	158,885.62				
Total Benefits and Taxes	26,151.98	37,192.74	-11,040.76	302,321.96	351,229.77	-48,907.81				
Total Other Expenses	141,678.49	110,229.23	31,449.26	1,425,565.99	1,177,282.94	248,283.05				
Total Food & Beverage Service Expense	325,917.97	316,183.53	9,734.44	3,509,657.87	3,151,397.01	358,260.86				

F&B Raw Foods Totals:	111,334.49	72,545.99	38,788.50	1,061,437.99	839,272.49	222,165.50				
F&B Supplies Totals:	19,958.00	34,419.14	-14,461.14	239,496.00	243,014.86	-3,518.86				

Commentary: Finished the year off strong with significant savings to budget. Supplies were up in the month of December due to the numerous holiday events / parties.

Resident Services										
Total Wages	17,168.60	15,991.44	1,177.16	202,184.05	181,170.58	21,013.47				
Total Benefits	3,924.28	4,676.34	-752.06	46,702.64	45,774.20	928.44				
Total Other Expenses	6,481.55	4,253.36	2,228.19	77,439.80	49,113.79	28,326.01				
Total Resident Services Expense	27,574.43	24,921.14	2,653.29	326,326.49	276,058.57	50,267.92				

Health Center										
Total Wages	346,630.93	404,438.49	-57,807.56	3,486,204.37	3,960,105.54	-473,901.17				
Total Benefits	67,275.96	80,726.33	-13,450.37	735,754.16	734,837.07	917.09				
Total HC Administrative Expense	35,830.02	105,809.06	-69,979.04	422,578.24	818,653.53	-396,075.29				
Total Ancillary Expense	152,843.68	128,285.04	24,558.64	1,470,033.30	1,332,090.77	137,942.53				
Total Health Center Expense	602,580.59	719,258.92	-116,678.33	6,114,570.07	6,846,007.21	-731,437.14				

Commentary: Administrative expense over for the month by (67,273) in nursing care purchased for agency staff, Equipment Rental (3,419) for low air loss mattress rental, and Staff training (2,687).

SUMMARY OPERATING RESULTS:						
	December Budget	December Actual	December Variance	YTD Budget	YTD Actual	YTD Variance
Assisted Living - Dementia						
Total Wages	83,811.45	-2,239.68	86,051.13	800,732.46	83,881.44	716,851.02
Total Benefits and Taxes	12,961.35	2,714.67	10,246.68	133,832.23	35,098.69	98,733.54
Total Other Expenses	109,665.05	1,879.48	107,785.57	1,008,685.09	131,864.15	876,820.94
Total Assisted Living -- Dementia	109,665.05	1,879.48	107,785.57	1,008,685.09	131,864.15	876,820.94
	=====	=====	=====	=====	=====	=====

Community Home Health <input checked="" type="checkbox"/>						
Total Wages	49,685.01	15,021.74	34,663.27	585,000.94	419,433.02	165,567.92
Total Benefits and Taxes	11,223.79	12,805.67	-1,581.88	133,532.81	141,232.07	-7,699.26
Total Other Expenses	1,132.38	2,348.24	-1,215.86	13,588.56	14,173.92	-585.36
Total Community Home Health	62,041.18	30,175.65	31,865.53	732,122.31	576,435.51	155,686.80
	=====	=====	=====	=====	=====	=====

Total Labor						
Total Wages:	896,530.18	801,225.37	95,304.81	9,547,734.57	8,565,796.61	981,937.96
Total Benefits & Taxes:	166,501.11	198,528.49	-32,027.38	1,871,915.76	1,897,094.83	-25,179.07
Total	1,063,031.29	999,753.86	63,277.43	11,419,650.33	10,462,891.44	956,758.89
Commentary:	Finalized the correction for retirement plan FY 2020 related to compliance issue, with lost earnings (23,243).					

Other Income / Expenses						
Total Other Income	228,625.00	765,647.18	537,022.18	2,643,000.00	4,763,237.75	2,120,237.75
Total Other Expenses	610,174.00	2,649,377.54	-2,039,203.54	3,831,585.50	5,353,339.14	-1,521,753.64
Commentary:	Unrealized gain on investments for December 479,968 and YTD gain at 980,226. Entry fee income up for December 127,883 and YTD 664,738. Depreciation expense up in December (1,487,583) due to capitalizing the project.					

Comparative Balance Sheet

Masonic and Eastern Star Home
 DEC-23USD
 1/11/2024 8:10

No specific NATURAL ACCOUNT requested

	Current Month	Prior Yr End	Difference	Prior Month	Difference
Assets					
Total Cash and Cash Equivalents	2,082,930.62	3,665,499.39	-1,582,568.77	3,009,593.34	-926,662.72
Total Current Assets Whose Use is Limited or	3,665,999.00	3,348,274.35	317,724.65	3,541,453.96	124,545.04
Total Accounts/Notes Receivable	1,245,446.74	1,424,673.36	-179,226.62	1,261,288.98	-15,842.24
Total Inventory	65,846.51	63,134.25	2,712.26	76,628.17	-10,781.66
Total Prepaid and Deferred	462,897.56	291,946.23	170,951.33	482,959.06	-20,061.50
Total L-T Assets Whose Use is Board/Self Restricted	9,827,631.24	11,731,388.08	-1,903,756.84	9,346,912.40	480,718.84
Total L-T Assets With Limited/Restricted Use	11,124,637.58	29,561,961.76	-18,437,324.18	9,718,669.28	1,405,968.30
Net Depreciable Assets	98,411,654.42	28,292,170.43	70,119,483.99	27,366,139.82	71,045,514.60
Total Other Assets	6,447,690.49	62,959,764.39	-56,512,073.90	79,755,052.47	-73,307,361.98
Total Assets	133,334,734.16	141,338,812.24	-8,004,078.08	134,558,697.48	-1,223,963.32
Liabilities					
Total Accounts Payable	980,308.58	8,407,715.47	-7,427,406.89	738,152.46	242,156.12
Total Accrued Payroll Liabilities	741,323.65	631,398.18	109,925.47	663,537.92	77,785.73
Total Accrued Interest and Current Debt	2,162,413.00	1,527,761.85	634,651.15	1,830,783.78	331,629.22
Total Accrued Liabilities	252,312.31	288,443.09	-36,130.78	251,706.86	605.45
Total Other Current Liabilities	1,202,364.90	1,762,173.21	-559,808.31	2,687,956.51	-1,485,591.61
Total Long-Term Liabilities	91,330,985.80	101,110,083.99	-9,779,098.19	90,951,877.80	379,108.00
Total Deferred Revenue - Non Refundable	27,014,910.85	16,101,323.17	10,913,587.68	26,378,429.15	636,481.70
Total Liabilities	123,684,619.09	129,828,898.96	-6,144,279.87	123,502,444.48	182,174.61
Total Equity	9,650,115.07	11,509,913.28	-1,859,798.21	11,056,253.00	-1,406,137.93
Total Liabilities and Equity	133,334,734.16	141,338,812.24	-8,004,078.08	134,558,697.48	-1,223,963.32

THIS PAGE INTENTIONALLY LEFT BLANK

THIS PAGE INTENTIONALLY LEFT BLANK



NORTH CAROLINA MASONIC FOUNDATION

ACCOUNT STATEMENT
December 01, 2023 - December 31, 2023

ACCOUNT NUMBER

4004

REGISTRATION

MASONIC & EASTERN STAR HOME OF NC INC
64021737 UNRESTRICTED RESERVE
WHITESTONE
ATTN: MARK LEWIS
700 S HOLDEN ROAD
GREENSBORO, NC 27407-2321

Inception Date: 02/28/2003

North Carolina Masonic Foundation
2921 Glenwood Avenue
Raleigh, North Carolina 27608

919.787.2021
www.mfnc.org

MASONIC & EASTERN STAR HOME OF NC INC
64021737 UNRESTRICTED RESERVE
WHITESTONE
ATTN: MARK LEWIS
700 S HOLDEN ROAD
GREENSBORO, NC 27407-2321

PORTFOLIO SUMMARY

Fund	Sub Account	Year End Value 12/31/2022	Starting Value 12/01/2023	Total Shares	Share Price	Share Value	Portfolio %
Income Fund	000005-10 - MASONIC & EASTERN STAR HOME OF NC	2,141,160.18	1,444,106.15	210,064.956	\$7.05	\$1,480,957.94	17%
Income Fund	000171-10 - BENEVOLENT RESIDENT'S ASSISTANCE	137,913.76	135,165.40	19,657.825	\$7.05	\$138,587.67	2%
Stock Fund	000171-10 - BENEVOLENT RESIDENT'S ASSISTANCE	650,846.90	699,338.32	28,471.313	\$26.00	\$740,254.14	8%
Stock Fund	000005-10 - MASONIC HOME 64021737	7,617,717.28	6,022,023.22	245,178.721	\$26.00	\$6,374,646.75	73%
Totals:		\$10,547,638.12	\$8,300,633.09			\$8,734,446.50	

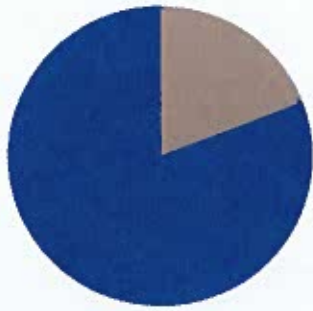
TRANSACTIONS YEAR TO DATE

Fund	Sub Account	Date	Transaction Type	Shares	Share Price	Net Amount
Income Fund	BENEVOLENT RESIDENT'S ASSISTANCE	02/21/2023	REDEMPTION DOLLAR AMOUNT	-345.209	6.95	-2,399.2
Income Fund	BENEVOLENT RESIDENT'S ASSISTANCE	03/31/2023	Dividends At 0.0615	173.322	6.98	1,209.7
Income Fund	MASONIC & EASTERN STAR HOME OF NC	03/31/2023	Dividends At 0.0615	2,738.102	6.98	19,111.9
Income Fund	BENEVOLENT RESIDENT'S ASSISTANCE	04/06/2023	REDEMPTION DOLLAR AMOUNT	-340.312	7.05	-2,399.2
Income Fund	MASONIC & EASTERN STAR HOME OF NC	05/05/2023	REDEMPTION DOLLAR AMOUNT	-22,340.426	7.05	-157,500.0
Income Fund	MASONIC & EASTERN STAR HOME OF NC	06/30/2023	Dividends At 0.0535	2,254.287	6.91	15,577.1
Income Fund	BENEVOLENT RESIDENT'S ASSISTANCE	06/30/2023	Dividends At 0.0535	151.010	6.91	1,043.4
Income Fund	BENEVOLENT RESIDENT'S ASSISTANCE	07/07/2023	REDEMPTION DOLLAR AMOUNT	-348.721	6.88	-2,399.2
Income Fund	MASONIC & EASTERN STAR HOME OF NC	08/09/2023	REDEMPTION DOLLAR AMOUNT	-16,210.375	6.94	-112,500.0
Income Fund	MASONIC & EASTERN STAR HOME OF NC	09/29/2023	Dividends At 0.0595	2,436.292	6.77	16,493.7
Income Fund	BENEVOLENT RESIDENT'S ASSISTANCE	09/29/2023	Dividends At 0.0595	169.681	6.77	1,148.7
Income Fund	MASONIC & EASTERN STAR HOME OF NC	10/05/2023	REDEMPTION DOLLAR AMOUNT	-355.964	6.74	-2,399.2
Income Fund	MASONIC & EASTERN STAR HOME OF NC	10/05/2023	REDEMPTION DOLLAR AMOUNT	-4,926.976	6.74	-33,207.8
Income Fund	MASONIC & EASTERN STAR HOME OF NC	11/03/2023	REDEMPTION DOLLAR AMOUNT	-66,273.932	6.79	-450,000.0
Income Fund	MASONIC & EASTERN STAR HOME OF NC	12/04/2023	TRANSFER IN	40.506	6.97	282.3
Income Fund	MASONIC & EASTERN STAR HOME OF NC	12/29/2023	Dividends At 0.065715	1,939.990	7.05	13,676.9
Income Fund	BENEVOLENT RESIDENT'S ASSISTANCE	12/29/2023	Dividends At 0.065715	181.543	7.05	1,279.8
Stock Fund	BENEVOLENT RESIDENT'S ASSISTANCE	02/21/2023	REDEMPTION DOLLAR AMOUNT	-412.588	23.26	-9,596.8
Stock Fund	BENEVOLENT RESIDENT'S ASSISTANCE	03/31/2023	Dividends At 0.0812	100.819	23.28	2,347.0
Stock Fund	MASONIC HOME 64021737	03/31/2023	Dividends At 0.0812	1,196.864	23.28	27,863.0
Stock Fund	BENEVOLENT RESIDENT'S ASSISTANCE	04/06/2023	REDEMPTION DOLLAR AMOUNT	-415.087	23.12	-9,596.8
Stock Fund	MASONIC HOME 64021737	05/05/2023	REDEMPTION DOLLAR AMOUNT	-25,440.103	23.29	-592,500.0
Stock Fund	BENEVOLENT RESIDENT'S ASSISTANCE	06/30/2023	Dividends At 0.0695	81.137	24.49	1,987.0
Stock Fund	MASONIC HOME 64021737	06/30/2023	Dividends At 0.0695	904.996	24.49	22,163.3
Stock Fund	BENEVOLENT RESIDENT'S ASSISTANCE	07/07/2023	REDEMPTION DOLLAR AMOUNT	-397.712	24.13	-9,596.8
Stock Fund	MASONIC HOME 64021737	08/09/2023	REDEMPTION DOLLAR AMOUNT	-25,799.272	24.71	-637,500.0
Stock Fund	BENEVOLENT RESIDENT'S ASSISTANCE	09/29/2023	Dividends At 0.0705	85.221	23.39	1,993.3
Stock Fund	MASONIC HOME 64021737	09/29/2023	Dividends At 0.0705	886.156	23.39	20,727.2
Stock Fund	MASONIC HOME 64021737	10/05/2023	REDEMPTION DOLLAR AMOUNT	-414.907	23.13	-9,596.8
Stock Fund	MASONIC HOME 64021737	10/05/2023	REDEMPTION DOLLAR AMOUNT	-5,742.813	23.13	-132,831.2
Stock Fund	MASONIC HOME 64021737	11/03/2023	REDEMPTION DOLLAR AMOUNT	-44,529.262	23.58	-1,050,000.0
Stock Fund	MASONIC HOME 64021737	12/04/2023	TRANSFER IN	11.344	24.89	282.3
Stock Fund	MASONIC HOME 64021737	12/29/2023	Dividends At 0.10277	965.300	26.00	25,097.8
Stock Fund	BENEVOLENT RESIDENT'S ASSISTANCE	12/29/2023	Dividends At 0.10277	112.095	26.00	2,914.4

PERFORMANCE as of 12/29/2023

Fund	One Month	Three Month	Year to Date	One Year	Three Year	Five Year	Ten Year	Inception
Income Fund	2.53%	5.11%	5.92%	5.92%	-1.19%	1.96%	2.48%	2.83
Stock Fund	5.85%	11.60%	18.68%	18.68%	4.79%	11.39%	8.16%	8.28

ASSET ALLOCATION



■ 19% Income Fund
■ 81% Stock Fund



ACCOUNT STATEMENT
December 01, 2023 - December 31, 2023

ACCOUNT NUMBER

4021

REGISTRATION

MASONIC & EASTERN STAR HOME OF NC
DEPT OF INSURANCE RESERVE FUND
ATTN: MARK LEWIS
700 S HOLDEN ROAD
GREENSBORO, NC 27407

Inception Date: 09/13/2006

North Carolina Masonic Foundation
2921 Glenwood Avenue
Raleigh, North Carolina 27608

919.787.2021
www.mfnc.org

MASONIC & EASTERN STAR HOME OF NC
DEPT OF INSURANCE RESERVE FUND
ATTN: MARK LEWIS
700 S HOLDEN ROAD
GREENSBORO, NC 27407

PORTFOLIO SUMMARY

Fund	Sub Account	Year End Value 12/31/2022	Starting Value 12/01/2023	Total Shares	Share Price	Share Value	Portfoli %
Income Fund	000023-10 - MASONIC & EASTERN STAR HOME OF	2,410,940.84	2,490,498.79	362,206.544	\$7.05	\$2,553,556.14	70
Stock Fund	000023-10 - DEPT OF INSURANCE RESERVE	937,333.51	1,050,955.17	42,786.264	\$26.00	\$1,112,442.86	30
Totals:		\$3,348,274.35	\$3,541,453.96			\$3,665,999.00	

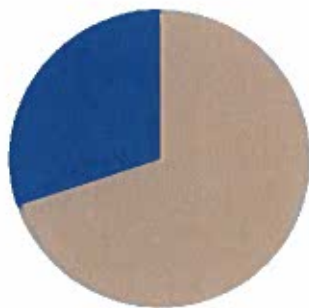
TRANSACTIONS YEAR TO DATE

Fund	Sub Account	Date	Transaction Type	Shares	Share Price	Net Amount
Income Fund	MASONIC & EASTERN STAR HOME OF	03/31/2023	Dividends At 0.0615	3,083.096	6.98	21,520.00
Income Fund	MASONIC & EASTERN STAR HOME OF	06/30/2023	Dividends At 0.0535	2,733.082	6.91	18,885.00
Income Fund	MASONIC & EASTERN STAR HOME OF	09/29/2023	Dividends At 0.0595	3,126.474	6.77	21,166.00
Income Fund	MASONIC & EASTERN STAR HOME OF	12/29/2023	Dividends At 0.065715	3,345.047	7.05	23,582.00
Stock Fund	DEPT OF INSURANCE RESERVE	03/31/2023	Dividends At 0.0812	147.270	23.28	3,428.00
Stock Fund	DEPT OF INSURANCE RESERVE	06/30/2023	Dividends At 0.0695	120.240	24.49	2,944.00
Stock Fund	DEPT OF INSURANCE RESERVE	09/29/2023	Dividends At 0.0705	128.069	23.39	2,995.00
Stock Fund	DEPT OF INSURANCE RESERVE	12/29/2023	Dividends At 0.10277	168.455	26.00	4,379.00

PERFORMANCE as of 12/29/2023

Fund	One Month	Three Month	Year to Date	One Year	Three Year	Five Year	Ten Year	Inceptio
Income Fund	2.53%	5.11%	5.92%	5.92%	-1.19%	1.96%	2.48%	2.83
Stock Fund	5.85%	11.60%	18.68%	18.68%	4.79%	11.39%	8.16%	8.28

ASSET ALLOCATION



70% Income Fund
30% Stock Fund



ACCOUNT STATEMENT
December 01, 2023 - December 31, 2023

ACCOUNT NUMBER

4041

REGISTRATION

MASONIC & EASTERN STAR HOME OF NC, INC
ENTRANCE FEE ACCT
WHITESTONE
700 S HOLDEN RD
GREENSBORO, NC 27407

Inception Date: 09/24/2014

North Carolina Masonic Foundation
2921 Glenwood Avenue
Raleigh, North Carolina 27608

919.787.2021
www.mfnc.org

MASONIC & EASTERN STAR HOME OF NC, INC
ENTRANCE FEE ACCT
WHITESTONE
700 S HOLDEN RD
GREENSBORO, NC 27407

PORTFOLIO SUMMARY

Fund	Sub Account	Year End Value 12/31/2022	Starting Value 12/01/2023	Total Shares	Share Price	Share Value	Portfoli %
Income Fund	000041-10 - MASONIC & EASTERN STAR HOME OF NC	132,363.40	94,703.31	13,773.209	\$7.05	\$97,101.12	14
Stock Fund	000041-10 - MASONIC & EASTERN STAR HOME OF NC	696,073.07	546,912.29	22,265.777	\$26.00	\$578,910.20	86
Totals:		\$828,436.47	\$641,615.60			\$676,011.32	

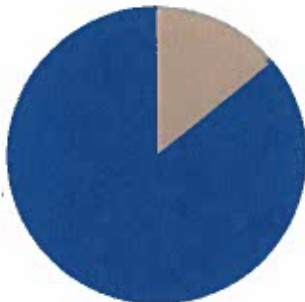
TRANSACTIONS YEAR TO DATE

Fund	Sub Account	Date	Transaction Type	Shares	Share Price	Net Amount
Income Fund	MASONIC & EASTERN STAR HOME OF NC	03/31/2023	Dividends At 0.0615	169.265	6.98	1,181.4
Income Fund	MASONIC & EASTERN STAR HOME OF NC	06/30/2023	Dividends At 0.0535	150.049	6.91	1,036.8
Income Fund	MASONIC & EASTERN STAR HOME OF NC	07/19/2023	TRANSFER IN	0.968	6.97	6.7
Income Fund	MASONIC & EASTERN STAR HOME OF NC	07/21/2023	REDEMPTION DOLLAR AMOUNT	-6,004.101	6.95	-41,728.5
Income Fund	MASONIC & EASTERN STAR HOME OF NC	09/29/2023	Dividends At 0.0595	118.886	6.77	804.8
Income Fund	MASONIC & EASTERN STAR HOME OF NC	12/29/2023	Dividends At 0.065715	127.199	7.05	896.7
Stock Fund	MASONIC & EASTERN STAR HOME OF NC	03/31/2023	Dividends At 0.0812	109.364	23.28	2,546.0
Stock Fund	MASONIC & EASTERN STAR HOME OF NC	06/30/2023	Dividends At 0.0695	89.292	24.49	2,186.7
Stock Fund	MASONIC & EASTERN STAR HOME OF NC	07/19/2023	TRANSFER IN	1.520	25.17	38.7
Stock Fund	MASONIC & EASTERN STAR HOME OF NC	07/21/2023	REDEMPTION DOLLAR AMOUNT	-9,443.351	25.04	-236,461.5
Stock Fund	MASONIC & EASTERN STAR HOME OF NC	09/29/2023	Dividends At 0.0705	66.646	23.39	1,558.8
Stock Fund	MASONIC & EASTERN STAR HOME OF NC	12/29/2023	Dividends At 0.10277	87.663	26.00	2,279.5

PERFORMANCE as of 12/29/2023

Fund	One Month	Three Month	Year to Date	One Year	Three Year	Five Year	Ten Year	Inceptio
Income Fund	2.53%	5.11%	5.92%	5.92%	-1.19%	1.96%	2.48%	2.83
Stock Fund	5.85%	11.60%	18.68%	18.68%	4.79%	11.39%	8.16%	8.28

ASSET ALLOCATION



14% Income Fund
86% Stock Fund



ACCOUNT STATEMENT
December 01, 2023 - December 31, 2023

ACCOUNT NUMBER

4057

REGISTRATION

WHITE STONE CHAPEL FUND
MASONIC AND EASTERN STAR COMMUNITY
C/O CHIEF FINANCIAL OFFICER
700 S HOLDEN ROAD
GREENSBORO, NC 07407

Inception Date: 01/19/2016

North Carolina Masonic Foundation
2921 Glenwood Avenue
Raleigh, North Carolina 27608

919.787.2021
www.mfnc.org

WHITE STONE CHAPEL FUND
MASONIC AND EASTERN STAR COMMUNITY
C/O CHIEF FINANCIAL OFFICER
700 S HOLDEN ROAD
GREENSBORO, NC 07407

PORTFOLIO SUMMARY

Fund	Sub Account	Year End Value 12/31/2022	Starting Value 12/01/2023	Total Shares	Share Price	Share Value	Portfolio %
Income Fund	000057-10 - WHITE STONE CHAPEL FUND	44,915.30	46,397.43	6,747.827	\$7.05	\$47,572.18	20
Stock Fund	000057-10 - WHITE STONE CHAPEL FUND	160,296.19	179,726.96	7,317.006	\$26.00	\$190,242.16	80
Totals:		\$205,211.49	\$226,124.39			\$237,814.34	

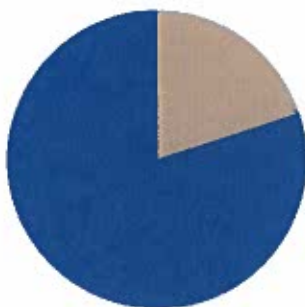
TRANSACTIONS YEAR TO DATE

Fund	Sub Account	Date	Transaction Type	Shares	Share Price	Net Amount
Income Fund	WHITE STONE CHAPEL FUND	03/31/2023	Dividends At 0.0615	57.437	6.98	400.9
Income Fund	WHITE STONE CHAPEL FUND	06/30/2023	Dividends At 0.0535	50.916	6.91	351.8
Income Fund	WHITE STONE CHAPEL FUND	09/29/2023	Dividends At 0.0595	58.245	6.77	394.3
Income Fund	WHITE STONE CHAPEL FUND	12/29/2023	Dividends At 0.065715	62.318	7.05	439.3
Stock Fund	WHITE STONE CHAPEL FUND	03/31/2023	Dividends At 0.0812	25.185	23.28	586.3
Stock Fund	WHITE STONE CHAPEL FUND	06/30/2023	Dividends At 0.0695	20.563	24.49	503.3
Stock Fund	WHITE STONE CHAPEL FUND	09/29/2023	Dividends At 0.0705	21.901	23.39	512.3
Stock Fund	WHITE STONE CHAPEL FUND	12/29/2023	Dividends At 0.10277	28.808	26.00	749.0

PERFORMANCE as of 12/29/2023

Fund	One Month	Three Month	Year to Date	One Year	Three Year	Five Year	Ten Year	Inception
Income Fund	2.53%	5.11%	5.92%	5.92%	-1.19%	1.96%	2.48%	2.83
Stock Fund	5.85%	11.60%	18.68%	18.68%	4.79%	11.39%	8.16%	8.28

ASSET ALLOCATION



■ 20% Income Fund
■ 80% Stock Fund

